
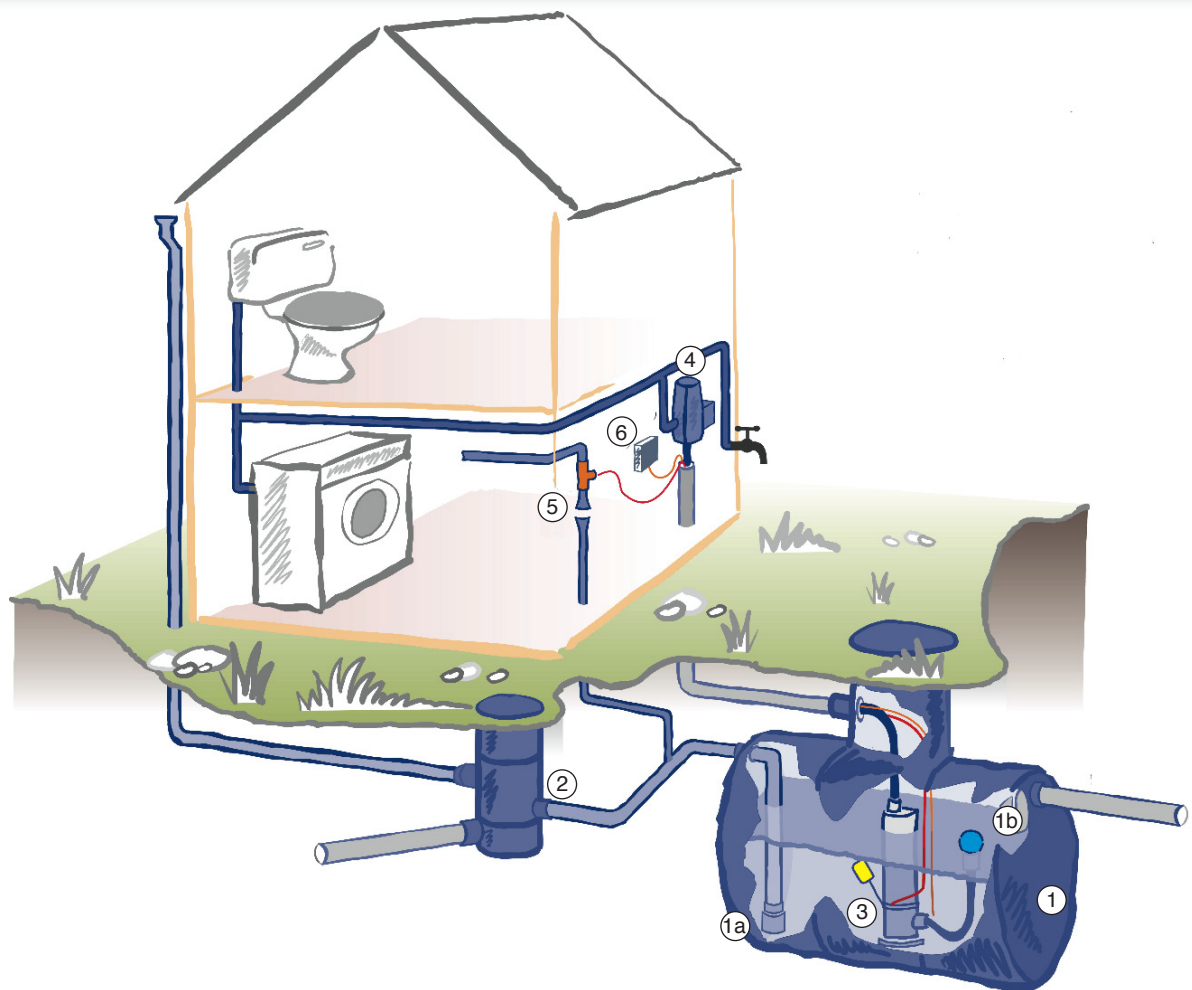


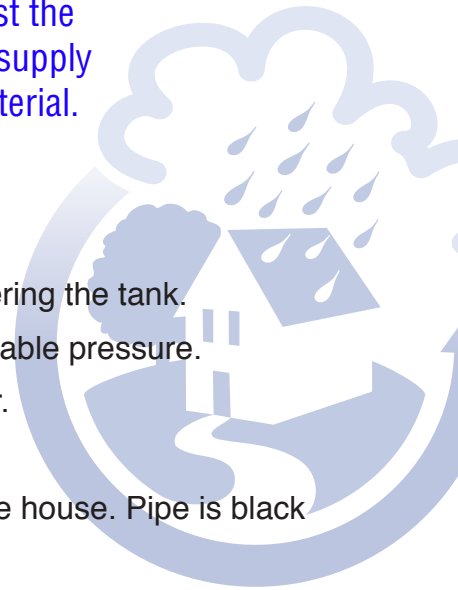
Domestic Direct Rainwater Harvesting System



- 1 RainSava storage tank. One-piece GRP tank manufactured to BS 4994 & available in any size from 1000 litres upwards
- 1a Calmed inlet diffuser. Stainless steel diffuser allows gentle entry of water into the tank and avoids any turbulence.
- 1b Anti-backflow overflow trap. Special overflow unit provides protection against backflow from the drains, and the internal U-bend creates a water trap against odours.
- 2 Wisy vortex filter. Highly efficient, robust, self-contained filter unit. The unique 280-micron vortex design gives superior performance. The unit can withstand vehicular traffic (30T GVW)
- 3 Pump with suction filter. Submersible stainless steel multi-stage pump with 300-micron stainless steel suction filter.
- 4 Automatic pump controller. *Controlmatic* unit automatically switches the pump on and off as required by responding to pressure fluctuations. It also gives dry-run protection to the pump.
- 5 Mains water top-up unit. Provides a low level top-up of mains water into the storage tank in the event of there being no rainwater available.
- 6 Tank contents gauge. Simple pneumatic gauge to give a visual indication of how much water is in the tank.
- 7 Pipe marking tape. Self-adhesive tape for marking of internal pipework. Printed with the words 'RECLAIMED WATER - NON-POTABLE'

Domestic Direct Rainwater Harvesting System

We pride ourselves with supplying a comprehensive package; not just the main components, leaving you to source all the rest. What we don't supply is the pipework, as this is site-specific, and of course the backfill material.



What we supply:

- The storage tank complete with access cover and connections.
- Underground filter unit. To prevent leaves and other debris from entering the tank.
- Submersible pump to deliver harvested water into the house at a reliable pressure.
- Suction filter. To protect the pump from drawing in any foreign matter.
- Pump pressure hose and all necessary pipe fittings and connectors.
- Special MDPE delivery pipe to connect from the pressure hose to the house. Pipe is black with green stripes as per Water Regulations guidelines.
- Swivel action float switch to activate mains water top-up system.
- Mains water top-up assembly with solenoid valve and air gap for backflow prevention.
- Automatic pump controller complete with wall-mounting bracket.
- Quarter turn isolating valve complete with drain down point for maintenance purposes.
- Self adhesive identification tape to mark pipework. This is required to readily identify rainwater pipes from other water pipes within the home.
- Tank contents gauge, with simple visual indicator to show approximately how full the tank is.

What you must supply:

- Pea gravel and/or concrete backfill material to surround the storage tank.
- Drainage pipework to and from the tank and filter unit.
- Duct pipe from the tank to the house to carry the cables and delivery pipe.
- 50mm (minimum) diameter pipe to carry mains top-up water from the house. This must connect to the pipe which links the filter unit to the tank inlet.

Services required:

- 230v 10amp power supply for the pump controller.
- 230v 1amp power supply for the mains water top-up unit.
- 15mm mains water supply.

