



# *Sigma-ER* Domestic Rainwater Harvesting System **SIGMAΣ**



Combining British know-how with   
German technology 



# Sigma-ER System

- simple to install, easy to maintain, WRAS-approved



## System Features

- WISY® filtration technology — 440-micron mesh in AISI 1.4301 stainless steel
- Superior low energy Zeta 02 controller – standby power consumption is a mere 0.2 Watt. This saves up to 128kWh per year, reducing CO<sub>2</sub> emissions by up to 97%



- Fully automatic switch-over between rainwater and mains water
- Manual switch-over to mains water only
- WRAS - approved; fully compliant with UK Water Regulations
- Easy-Rain shallow-dig tank, 1500 or 3000 litres
- Tank supplied with integral filter, calmed inlet and cable duct
- Simple to maintain
- Quick and easy to install

The *Sigma* rainwater harvesting unit is the latest development from Germany's leading rainwater specialist WISY AG. With its neat, compact design, it is both quiet and efficient. Incorporating the energy saving *Zeta* controller, it has the lowest standby power consumption of any unit on the market. Better still, the *Sigma* unit is WRAS-approved, giving peace of mind for installers and owners alike. Two versions are available, depending on requirements.



In combination with the new *Easy-Rain* filter tanks, this offers an ideal solution for most homes, whether new-build or retrofit. *Easy-Rain* tanks are compact and low-profile, designed for shallow-dig installation, saving time and money on site. Available in 1500 and 3000 litre capacities, these tanks are lightweight and easy to move. If a larger volume is required, two 3000L tanks can be linked.

*Easy-Rain* tanks have the WISY *LineAr* filter built in. This is a unique design with high grade stainless steel element using the same adhesion principal as the famous WISY Vortex filters. The *LineAr* filter is designed to last a lifetime and requires only occasional cleaning.



### Sigma Rainwater Unit

- Compact
- Quiet
- Efficient
- Auto mains water switch-over
- Manufactured by Wisy®
- 2 versions available
- WRAS Approved



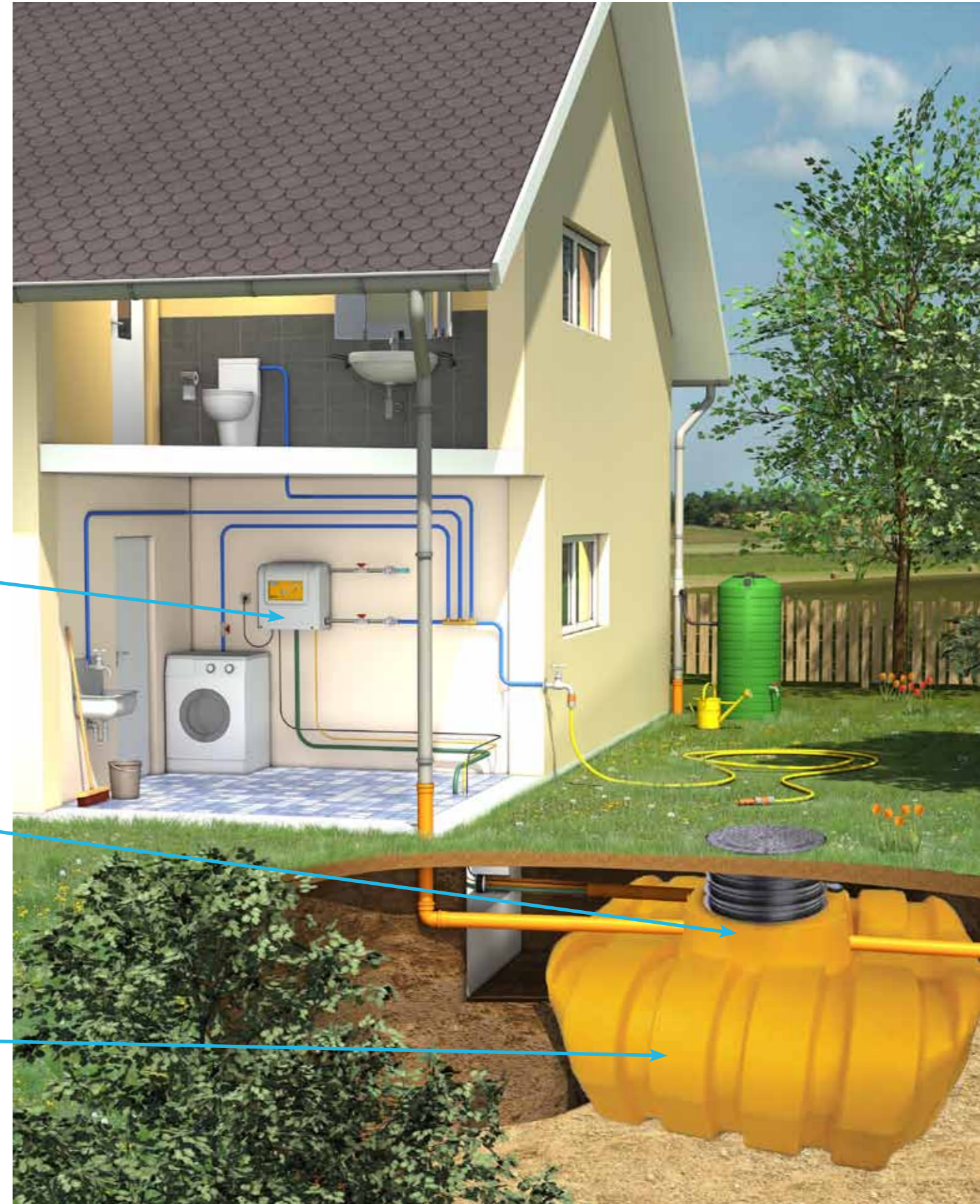
### LineAr Rainwater Filter

- Unique patented design
- Fits standard 110mm pipe
- Only 52mm invert drop
- 1.4301 Stainless steel
- High efficiency
- Manufactured by Wisy®



### Easy-Rain Rainwater Tank

- Robust
- Moulded in one piece durable polyethylene
- Shallow excavation
- All connections pre-fitted





RAIN CARE® REPAIR & MAINTENANCE SERVICE



RAINWATER HARVESTING SYSTEMS FOR HOUSE AND GARDEN



FOR COMMERCIAL AND INDUSTRIAL APPLICATIONS ASK ABOUT OUR EXTENSIVE RAINTECH RANGE.



Founder member

UK Sole Agent and Main Distributor for



Advanced German filter technology & rainwater engineering

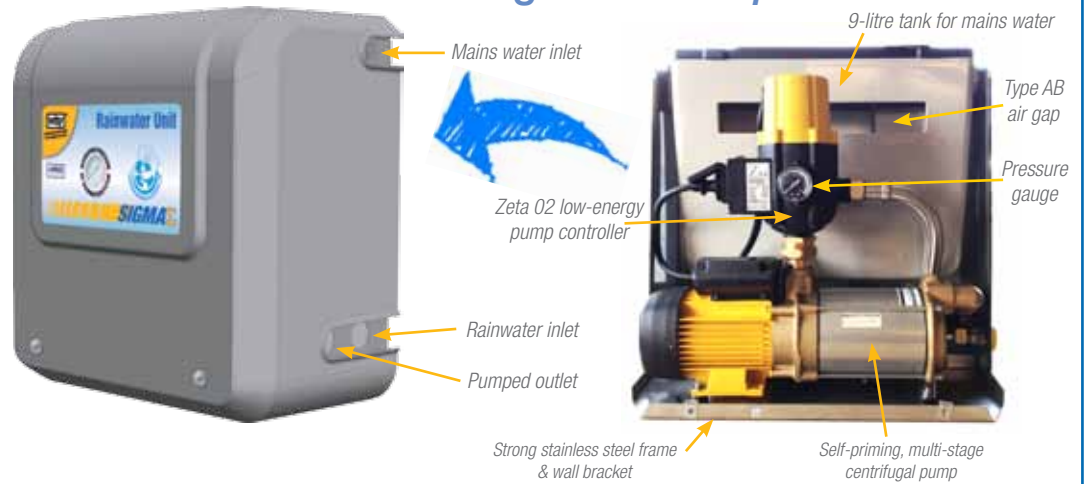
Rainharvesting Systems Ltd.  
Calf Way  
Bisley  
Gloucestershire  
GL6 7BX

01452 772000



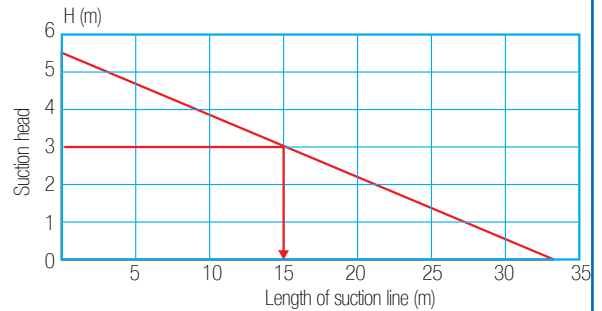
sales@rainharvesting.co.uk  
www.rainharvesting.co.uk

## Sigma Unit Explained



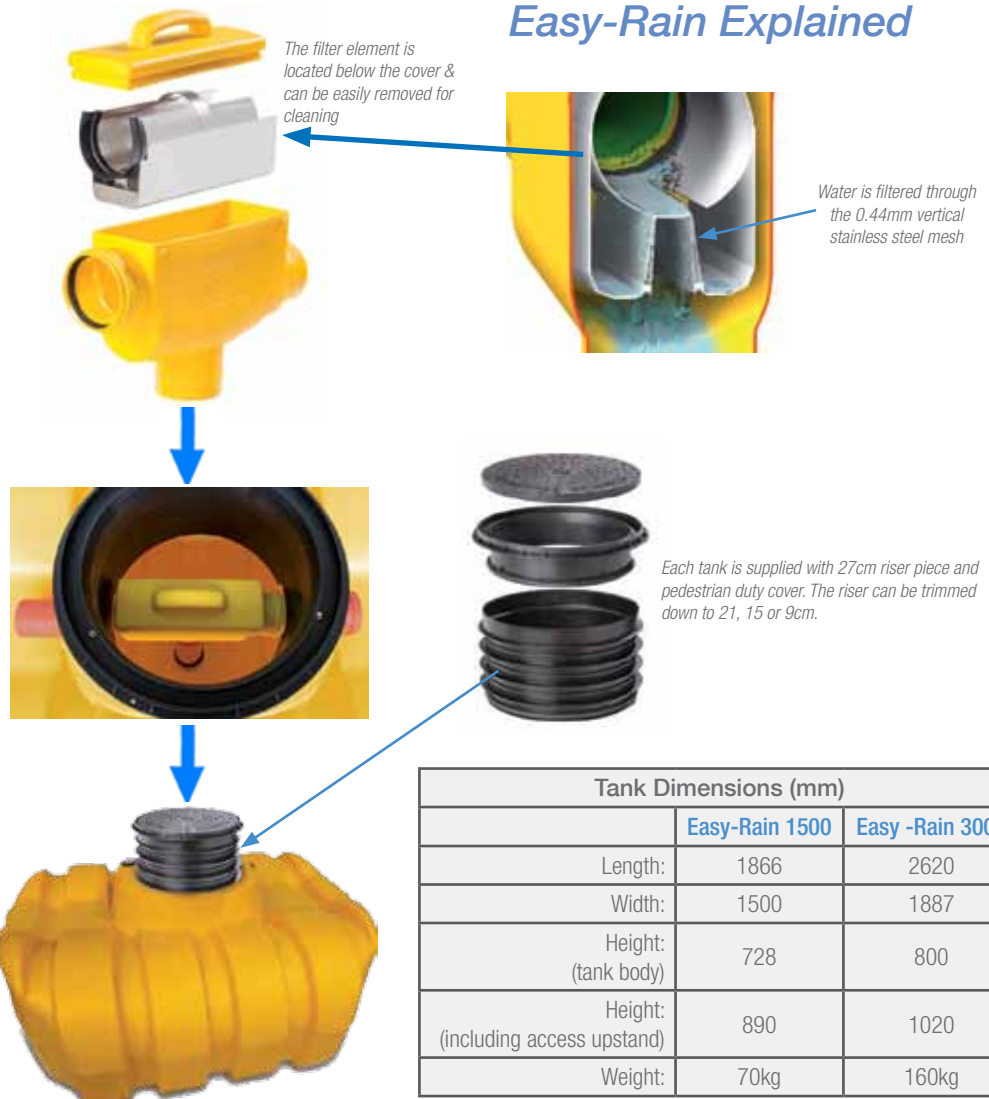
Sigma Unit Dimensions (mm) & Other Data

	Sigma 3	Sigma 4
Height:	510	510
Width:	500	500
Depth:	315	315
Max flow:	66 l/m	66 l/m
Max head:	34m	44m
Power supply:	230v 10A	230v 10A



Graph showing suction performance. e.g. with a suction lift of 3 metres, the maximum length of suction line of 1" ID is 15m

## Easy-Rain Explained



Tank Dimensions (mm)		
	Easy-Rain 1500	Easy -Rain 3000
Length:	1866	2620
Width:	1500	1887
Height: (tank body)	728	800
Height: (including access upstand)	890	1020
Weight:	70kg	160kg